



A late race caution gave Chris Johnson (7) a second wind which took him past race leader Mike Benson (71).


GRAND NATIONAL STANDINGS											
After 13 nights, 3 left											
Car No.	Name	Town	Pts.	+/-	"A" wins	Top 5s	"A" starts	Laps led	Heat wins	No. nights	
1- 73	Chad Jensen	Norfolk	2418	5	0	8	13	8	3	13	
2- 65	Doug Tomka	Stanton	2342	+1	1	5	13	36	2	13	
3- 78	Travis Birkley	Wakefield	2318	-1	2	4	13	50	4	13	
4- 7	Chris Johnson	Bloomfield	2306	+1	3	8	12	10	2	13	
5- 77B	Bob Milander	Pierce	2284	-1	2	5	12	27	3	13	
6- 34	Nick Opfer	Hartington	2249	5	0	5	13		1	13	
7- 12	Alex Banks	Norfolk	2163	+1	0	4	12	11	2	13	
8- 02	Cory Haase	Norfolk	2151	+1	0	3	12	37	2	13	
9- 35	Robert Osborne	Norfolk	2082	+2	2	6	11	9	2	11	
10- 07	Ben Sukup	Norfolk	2074	5	1	3	12	25	2	12	
11- 17	BJ Haase	Norfolk	2060	-4	0	1	12		3	12	
12- 36	Jim Johnson	Plainview	2058	5	1	4	11	48	4	11	
13- 71	Mike Benson	Wakefield	1881	+1	0	3	10	26	3	11	
14- 77C	Casey Milander	Pierce	1814	-1	0	0	10		0	13	
15- 5	Heath Clausen	Norfolk	1335	5	0	2	7	21	0	8	
16- 9	Eric Vanosdall	Winside	1176	5	1	2	7	7	0	7	
17- 04	Tad Pospisil	Norfolk	1169	5	0	2	7		4	7	
18- 33	Cody Cox	Norfolk	392	5	0	0	1		0	3	
19- 28	James Kelley	Norfolk	324	5	0	0	2		0	2	
20- 10	Junior Coover	Norfolk	302	5	0	0	1	10	0	2	
21- 101	Bill Sukup	Norfolk	289	5	0	0	1		0	2	
22- 35x	Chase Osborne	Norfolk	274	+1	0	0	1		0	2	
23- 1	JR Strong	Norfolk	146	-1	0	0	1		0	1	

Caution rewrites finish

Friday the 13th did not stop the 13th week of racing last week.

Grand National driver Chris Johnson of Bloomfield took home his third victory of the season, when a late race caution erased a half straightway lead that Wakefield's Mike Benson had built up.

Benson started on the outside pole and quickly jumped out to the early lead. He separated from the field and maintained the half straightway lead.



After the completion of the 18th laps, the caution came out. At that point, Benson was leading Tad Pospisil of Norfolk was second and Chad Jensen of Norfolk was third.

Johnson, who started on the inside of the third row, struggled in those first 18 laps, but he came to life after the caution.



By lap 20, he was challenging Doug Tomka of Stanton for third. On the next lap, Johnson was alongside Chad Jensen of Norfolk for the second position.

Two laps later, Johnson went door-handle-to-door-handle with Benson. Johnson led the final two laps for the win.

Above, Tad Pospisil (04) runs inside of Robert Osborne (35) in their heat. Pospisil finished fifth in the feature.

Jensen made the pass on Benson as well and finished second. Benson took third. Tomka finished fourth and Pospisil rounded out the top 5.

Left, points leader Chad Jensen (73) continued his run for a championship with a second place finish.



Tate Weinrich runs outside of Mark Arduser (4) during their heat race. Weinrich later finished fifth in the feature. It was enough for Weinrich to regain the points lead.




Neil Bruns (74) runs his heat race. He sits seventh in the points.

HOBBY STOCK STANDINGS											
After 13 nights, 3 left											
Car No.	Name	Town	Pts.	+/-	"A" wins	Top 5s	"A" starts	Laps led	Heat wins	No. nights	
1- 46	Tate Weinrich	Hoskins	2400	+1	2	8	13	28	3	13	
2- 81	Matt Haase	Norfolk	2394	-1	2	8	13	23	2	13	
3- 99	Jeremy Brabec	Stanton	2375	5	2	8	13	14	2	13	
4- 92	Tom Marksmeier	Norfolk	2356	+1	2	6	13	28	3	13	
5- 17	Jim Kimmel	Norfolk	2331	-1	0	4	13	3	2	13	
6- 18	Jake Timm	Pierce	2289	+1	3	3	13	22	2	13	
7- 74	Neil Bruns	Norfolk	2286	-1	0	4	13		2	13	
8- 16	Marcus/Derek Sehi	Neligh	2284	5	1	5	13	15	1	13	
9- 4	Mark Arduser	Battle Creek	2254	5	0	4	13		1	13	
10- 28	Tracy Buck	Neligh	2192	5	1	3	13	28	4	13	
11- 7	Travis/Brack Coover	Neligh	2176	5	0	3	13		2	13	
12- 9	Kevin Haase	Norfolk	2127	5	0	3	13	6	2	13	
13- 42	Terry Ronk	Norfolk	1618	5	0	2	10	28	1	10	
14- 55	Austin Maertins	Norfolk	976	5	0	0	7		0	7	
15- 26	Jeremy Hoskinson	Norfolk	849	5	0	2	5		2	5	
16- 22	Rick Brandt	Norfolk	606	5	0	0	4		0	4	
17- 59	Hans Housek	Emerson	558	5	0	1	3		3	3	
18- 24	Jereme Knoll	Norfolk	505	5	0	1	3		0	3	



Jeremy Hoskinson (26) lost air in a tire during his heat race. He finished 10th in the feature.



Grant Hurlbert (85) scrambles through a pack during the feature. Hurlbert made it through the field to lead the final seven laps for his second victory.



Cody Relitz (51) took third in the heat race and later finished fifth in the "A" feature.

Hurlbert captures second victory

Grant Hurlbert of Winside grabbed the lead after a caution to win the Hornet "A" feature last week. It was the points' leader second win of the season.

Paul Wieneke of Neligh led the first four laps when Cameron Meyer of Pierce slid by before the only caution came out.

On the restart, Hurlbert moved out front as Eric Sloan of Norfolk slipped by Meyer as well. Grant went on to win, but Sloan pulled from the track on the final lap giving Adam Wagner of Norfolk second, who passed Meyer with three laps left. Meyer finished third.

Fourth went to Shannon Pospisil of Norfolk and rounding out the top 5 was Cody Relitz of Norfolk.



Tyson Freeman (29) took the second heat race, last week. It was his third heat race win of the season.



Cameron Meyer (21) took third place in the feature.



Adam Wagner posted a second place finish in the feature.



Shannon Pospisil (00) and Paul Wieneke (15) get together in the feature. Wieneke then was struck by Jeremy Barg (72).



HORNET STANDINGS											
After 13 nights, 3 left											
Car No.	Name	Town	Pts.	+/-	"A" wins	Top 5s	"A" starts	Laps led	Heat wins	No. nights	
1-	85	Grant Hurlbert	Winside	2453	S	2	9	13	19	2	13
2-	27	Eric Sloan	Norfolk	2325	S	4	7	12	32	5	13
3-	00	Shannon Pospisil	Norfolk	2302	S	0	8	12	4	1	13
4-	14	Chase Osborne	Norfolk	2264	+1	0	4	13		3	13
5-	21	Cameron Meyer	Pierce	2258	+1	1	3	13	6	3	13
6-	72	Jeremy Barg	Norfolk	2251	-3	1	6	13	6	1	13
7-	23	Ryne Hoffart	Norfolk	2197	S	0	4	13		1	13
8-	29	Tyson Freeman	Norfolk	2174	S	0	0	13		3	13
9-	6	Wyatt Lehman	Norfolk	2166	S	0	2	12		1	13
10-	51	Cody Relitz	Norfolk	2141	S	2	7	11	14	2	12
11-	17	Adam Wagner	Norfolk	2098	+1	0	4	10	2	3	13
12-	2	Kandie Haase	Norfolk	2016	-1	0	1	10	4	2	13
13-	65	Jeb Dunklau	Norfolk	1912	S	2	2	10	24	3	12
14-	25	Kyle Mizner	Norfolk	1746	+1	0	1	7		1	12
15-	0	Katie Wagner	Norfolk	1647	+3	0	1	7		1	11
16-	15	Paul Wieneke	Neligh	1634	+1	0	2	6	15	2	11
17-	55	John Dunklau	Norfolk	1628	-3	0	3	7	18	3	10
18-	4	Kaleb Jaspersen	Norfolk	1512	-2	0	0	7		1	10
19-	16	Monica Marquardt	Norfolk	1264	S	0	0	0		0	10
20-	36	Jordan Ketelson	Norfolk	940	S	0	0	1		0	7
21-	8	Garet Hurlbert	Winside	674	S	1	1	4	12	1	4
22-	12	Eric Derickson	St. Helena	626	S	0	0	0		0	5
23-	2x	Jay Wolff	Norfolk	283	S	0	0	1		0	2
24-	5	Chris Clement	Pilger	266	S	0	0	1		0	2
25-	20	Jeremy Gillilan	Wausa	251	S	0	0	0		0	2
26-	38	Andy Caskey	Norfolk	221	S	0	0	0		0	2
27-	25x	Cody Thompson	Sioux City	166	-	0	0	1		0	1
28-	58	Jordan Uehling	Norfolk	164	-1	0	0	1		0	1
29-	6x	Luke Jackson	Sioux City	142	-	0	0	1		0	1
30-	32	Jesse Klug	Niobrara	124	-	0	0	0		0	1
33	Larry Lehman	Norfolk	124	-3	0	0	0			0	1
32-	54	Trevor Pecena	Wayne	123	-3	0	0	0		0	1
33-	116	Cody Allen	Bloomfield	120	-3	0	0	0		0	1
34-	22	Sean Spangler	Norfolk	117	-3	0	0	0		0	1
56	John Sopoci	Sioux City	117	-	0	0	0			0	1
36-	1	Tim Sparks	Norfolk	113	-4	0	0	0		0	1